



DNH

HEAD OFFICE, NORWAY
DNH AS

Phone..... + 47 35 98 56 00
Fax..... + 47 35 98 56 10
E-mail..... dnh@dnh.no
Web-Site..... www.dnh.no

ENGLAND

DNH WW Ltd

Phone..... + 44 1908 275 000
Fax..... + 44 1908 275 100
E-mail..... dnh@dnh.co.uk

GERMANY

DNH GmbH

Phone... + 49 040 6569 30-0
Fax..... + 49 040 6569 30-30
E-mail..... dnh@dnh.de

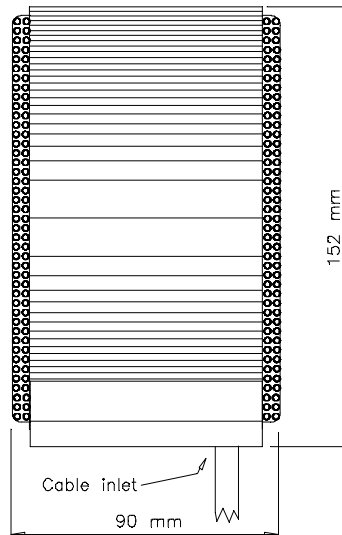
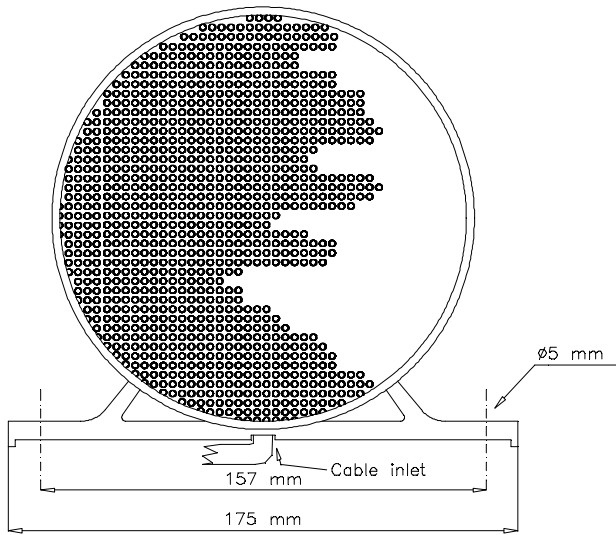
USA

DNH Speakers Inc

Phone..... + 1 484 494 5790
Fax..... + 1 484 494 5793
E-mail..... dnh@dnhspeakers.com

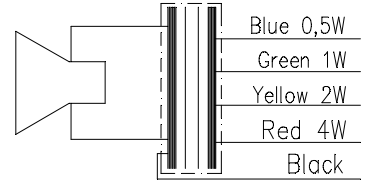
CAR-4(T)

ISO 9001 CERTIFIED

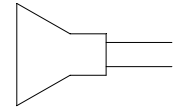


Circuit diagram

Transformer



Low impedance



100 V Primary nominal tapings	
Black : Red	4,0W
Black : Yellow	2,0W
Black : Green	1,0W
Black : Blue	0,5W

SPL at 1W/1m with P5 / 15T

SPL vs Freq



Specifications

Material / Color	Aluminum / RAL9010 or Anodized
Mounting	Foot bracket
Termination	Cable, 1m
Weight w/transformer	1,3 Kg
IP-rating	NA
Max. / min. amb. temp	90°C / -40°C
Rated / max. power	4 W / 6 W
SPL 1W/1m	90 dB
SPL rated power	96 dB
Effective freq. range	150 – 20000 Hz
Dispersion (-6dB) 1kHz / 4kHz	2x180° / 2x50° (bidirectional)
Options	Impedance, colors, labels

Installation, Operation and Maintenance Procedures

- Fasten bracket with screws and terminate cable to a suitable junction box.
- For optimum performance always use the correct voltage / power and operate within the frequency limits as stated.
- This loudspeaker is supplied with a two years warranty against defective workmanship.

DNH reserves the right to alter specifications without notice

